

GE Healthcare

Strong body.
It's vital.

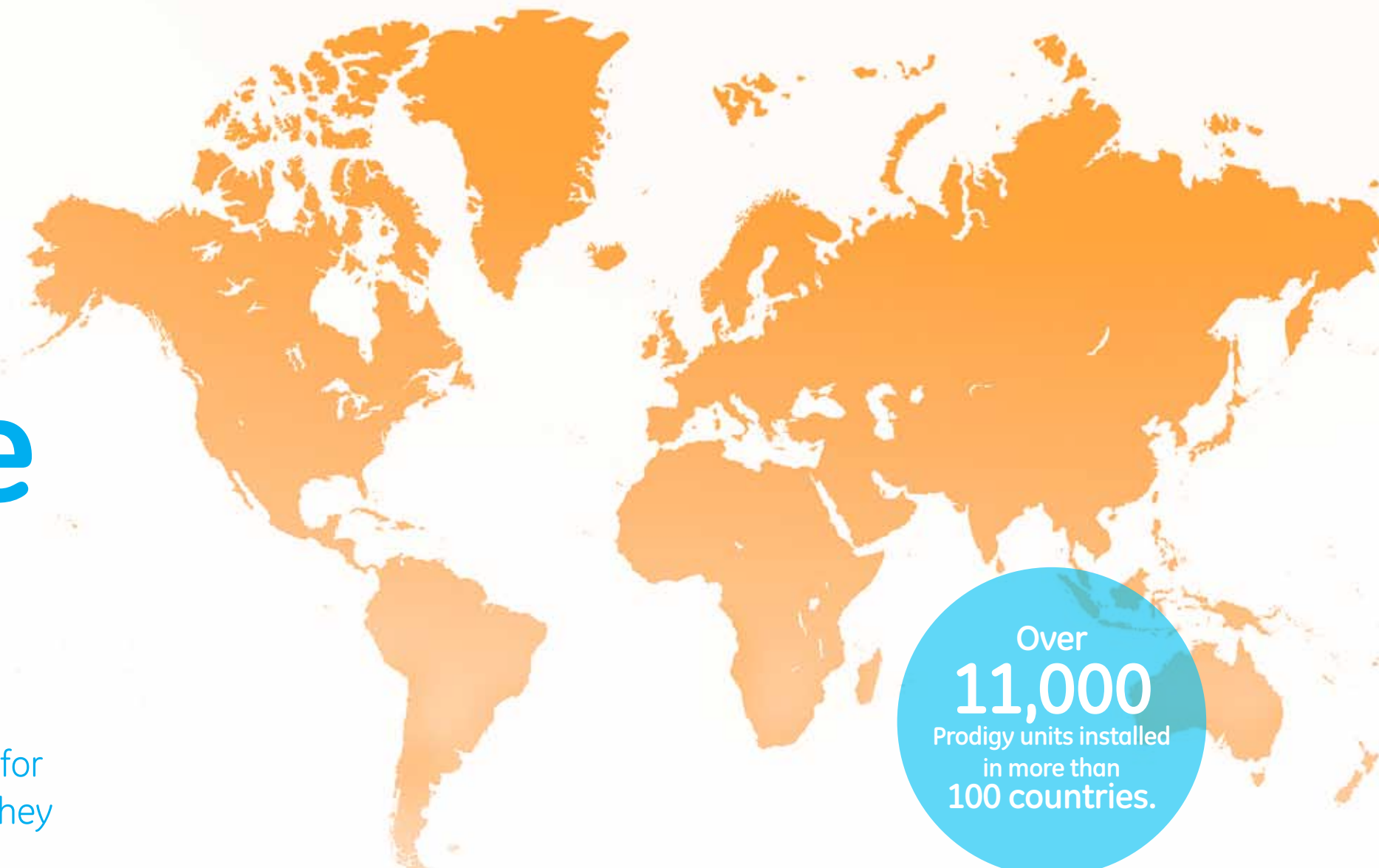
Prodigy* systems.
Proven efficiency in
body composition
analysis.



Solid performance

makes Prodigy chosen worldwide.

Optimal health depends on accurate diagnosis and preventive treatment. That's why so many professionals around the globe rely on Prodigy for comprehensive body composition analysis as they care for their patients.



Over **11,000** Prodigy units installed in more than 100 countries.

Prodigy provides efficient, proven body composition analysis, including bone mineral density (BMD) and lean and fat tissue mass.



Uncompromising quality and efficiency.

Time after time, Prodigy delivers reliable dual-energy X-ray absorptiometry (DXA) with excellent precision and extremely low radiation dose. Its industry-leading efficiency streamlines patient care and practice workflow. You can trust Prodigy to help ensure the vitality of your patients and your practice.



Fully customizable reports can be made as concise or as detailed as needed.

Treatment recommendations designated by the physician are automatically added and can include society guidelines.

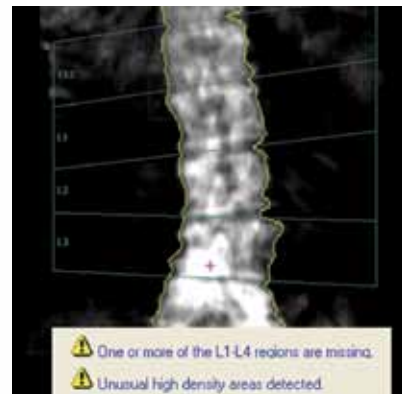
Efficiency.

Detailed assessment in just a few clicks.

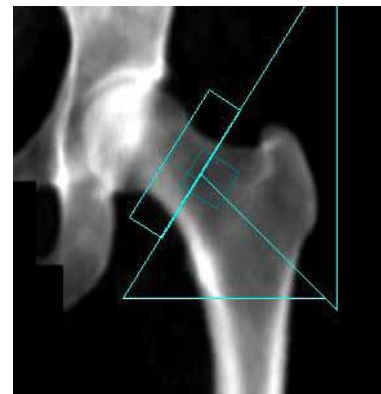
An efficient DXA clinic requires more than just fast scan times. The ability to properly analyze data and quickly generate patient reports is essential. Prodigy is loaded with features to automate the process, with little or no user intervention.¹ It's so easy to use.



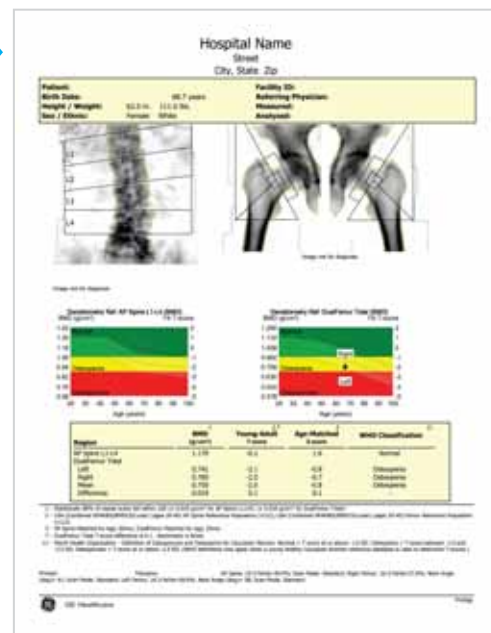
ScanCheck automatically identifies potential errors in artifact identification, acquisition, and analysis—and provides correction instructions.



Automatic ROI placement eliminates the need for user intervention, enables consistency from one exam to the next, and increases precision.



OneScan performs spine and dual femur BMD measurements in a single acquisition without repositioning.² Results print in a one-page report.



Flexibility to meet today's productivity demands.

Workflow efficiency is critical in today's clinical environment, and Prodigy is uncompromising on this point. It adapts to the needs of your DXA business with tools for connectivity, remote service, and practice management.

Multi-user database lets you network the way you want.



Acquire and save images from multiple GE densitometers to a common database.

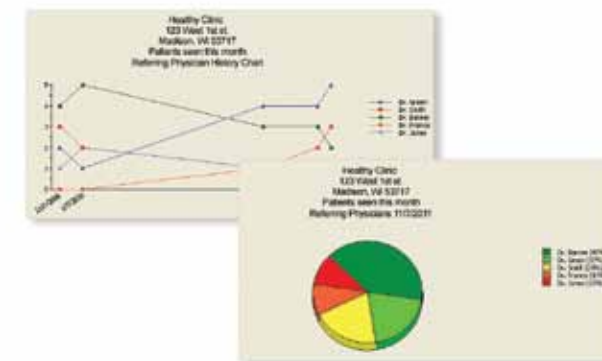
Access and analyze scan files simultaneously from remote facilities.



Generate reports remotely.

General purpose business reporting tools help you manage your practice. Prodigy will automatically:

- Generate referring physician letters
- Analyze populations and trends
- Export data to tab-delimited text files for use in Microsoft® Excel®



Connect your Prodigy system to the GE online service center with InSite³ and get instantaneous access to remote device monitoring and troubleshooting.



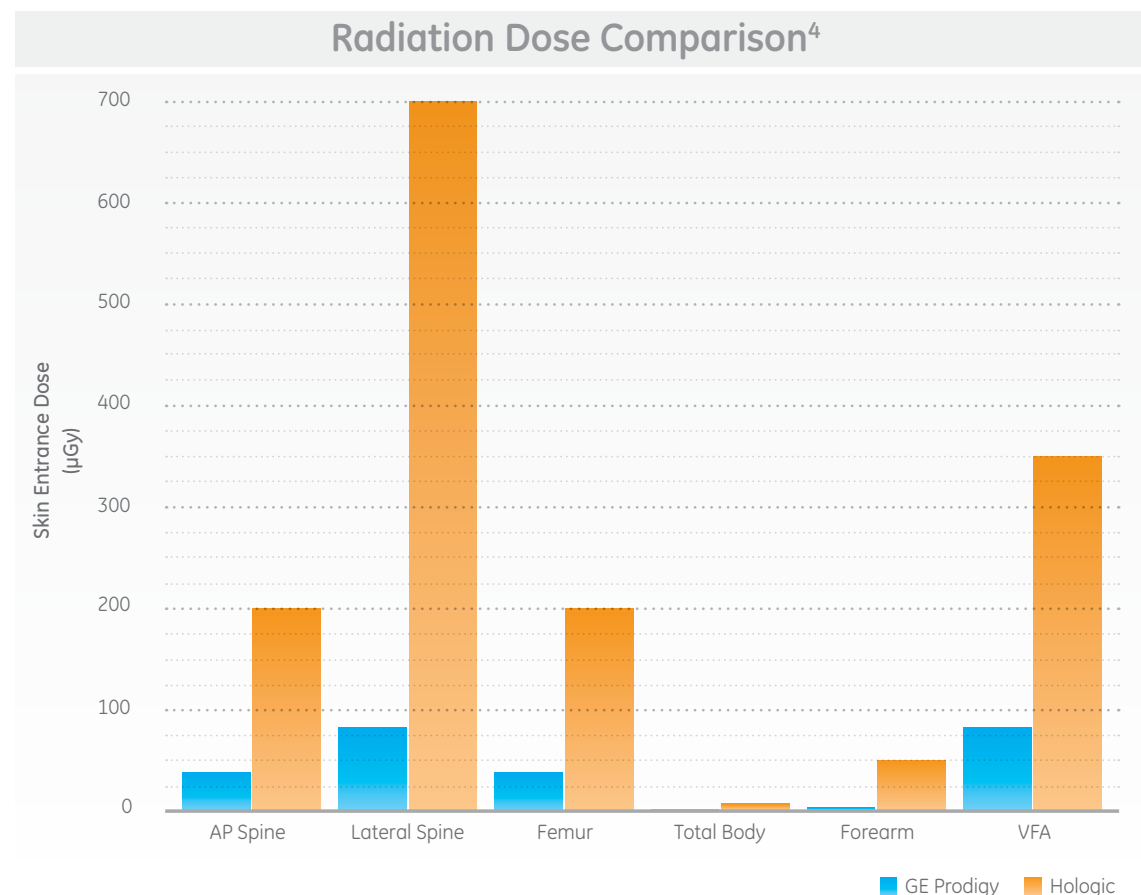
Trust.

Third-generation DXA technology without compromise.

You can be confident in Prodigy's ability to help care for your patients. Its technology is a result of 30 years of innovation and is the subject of hundreds of peer-reviewed articles in leading journals.

Over the years, the Prodigy system has been refined to address many issues still found in some competitive systems. For example, its narrow-angle fan-beam design with Multi-View Image Reconstruction (MVIR) corrects magnification error. And its direct-to-digital detector with energy-sensitive material reduces radiation dose (see chart).⁴ These innovations provide industry-leading precision⁵ and lower radiation exposure to help you improve patient care.

Prodigy uses up to 96% less radiation than competitive wide angle systems.⁴



Vitality for your patients as well as your practice.

Your patients depend on you to identify and manage their bone and metabolic health. In fact, your early intervention makes a great difference to their vitality.

Prodigy increases your ability to serve your patients with accurate, efficient evaluation. Its proven reliability, remote service capability, and life cycle costs all make Prodigy an excellent choice in DXA.

Contact your GE Healthcare representative for more information on Prodigy.

¹Prodigy required no user intervention 86% of the time, compared with only 53% for Hologic QDR. Steinberg DM. Comparison of spine scan autoanalysis using Hologic and GE Lunar fan-beam bone densitometers. ISCD Abstract, 2003.

²Simonelli C, Del Rio L, Binkley N. Comparison of spine BMD measurements from DXA with and without leg elevation. Abstract published *J Bone Miner Res*, 2004.

³InSite may not be available in all markets.

⁴Comparison of patient dose using typical modes at most common skeletal sites. GE Prodigy and Hologic measurements are in micro-Grays (μGy) to be directly comparable. Information collected from Hologic Discovery™ Series and Explorer™ Technical Specifications Manual, December 2003, and GE Lunar Safety Information and Technical Specifications, October 2008. Compared to other X-ray procedures, the radiation dose from DXA procedures is relatively very low. DXA technology requires minimal radiation to generate measurements of bone health.

⁵Hunt SM, et al. Changing Bone Densitometers in Clinical Practice: Effect on Precision Error. Presented at the American Society for Bone and Mineral Research Annual Meeting, September 23 to 27, 2005, Nashville, TN, USA.

**Lunar Product Division Americas
GE Healthcare Lunar
Global Headquarters**

P.O. Box 7550
Madison, WI 53707-7550
T: +1-800-535-7339
F: +1-608-223-2482

**Lunar Product Division
Europe, Middle-East & Africa
GE Healthcare Lunar**

Kouterveldstraat 20
B-1831 Diegem, Belgium
T: +32-2-7197217
F: +32-2-7197359

**Lunar Densitometry
Asia & Pacific Headquarters
GE Healthcare Lunar**

3/F GE China Technology Park
No. 1 Hua Tuo Road
Shanghai 201203, China
T: +86-21-38777888 (Ext. 60128 or 60480)
F: +86-21-38777451

About GE Healthcare

GE Healthcare provides transformational medical technologies and services that are shaping a new age of patient care. Our broad expertise in medical imaging and information technologies, medical diagnostics, patient monitoring systems, drug discovery, biopharmaceutical manufacturing technologies, performance improvement and performance solutions services helps our customers to deliver better care to more people around the world at a lower cost. In addition, we partner with healthcare leaders, striving to leverage the global policy change necessary to implement a successful shift to sustainable healthcare systems.

Our “healthymagination” vision for the future invites the world to join us on our journey as we continuously develop innovations focused on reducing costs, increasing access and improving quality around the world. Headquartered in the United Kingdom, GE Healthcare is a unit of General Electric Company (NYSE: GE). Worldwide, GE Healthcare employees are committed to serving healthcare professionals and their patients in more than 100 countries. For more information about GE Healthcare, visit our website at www.gehealthcare.com.

www.gehealthcare.com



©2012 General Electric Company – All rights reserved.

GE and GE Monogram are trademarks of General Electric Company.

*Trademark of General Electric Company.

Microsoft and Excel are registered trademarks of Microsoft Corporation.

All other product names and logos are trademarks or registered trademarks of their respective companies.

GE Healthcare, a division of General Electric Company